



Learning Solutions

# WARDEN TRAINING

STRATA MATTERS  
THE ATRIUM, WEST PERTH



# What is Inside



**ECO Training**



**How to access**




**Practical training & drills**



**About AMLA**



**Six Domains**



Asset Management Learning Academy  
[info@amlearningacademy.com](mailto:info@amlearningacademy.com)  
[www.amlearningacademy.com](http://www.amlearningacademy.com)



Version 1.0 Updated 21/01/2022  
Copyright © 2020 Asset Management Learning Academy

# Emergency Control Organisation

## LED-FUND-08

Those in charge of managing workplace emergencies are vital for ensuring a business is prepared for and is capable of responding adequately in an emergency, such as a fire. This highly interactive and engaging training ensures the ECO members are able to identify and respond to workplace emergencies affecting the safety, health and wellbeing of employees and visitors. Learners will watch animated tutorials, undertake case studies, interactive activities, and have access to several downloadable templates to support their role in the ECO. This course has been developed in alignment with PUAWER005B Operate as Part of an Emergency Control Organisation.

### DESIGNED FOR

People who are taking on the responsibilities of the ECO in the event of an incident or emergency. Including Chief Fire Warden, Communications Officer and First Aid Officer.

### PRE-REQUISITES

Although there are no pre-requisites, volunteers should be willing and able to assist with the preparation, identification and response to a workplace emergency. Workplaces may have their own position descriptions highlighting their requirements.

### DURATION

As little as 1 hour self-paced online. Courses are accessible for 365 days from enrolment. A refresher is recommended each year.

### SUPPORT

Online coach and Subject Matter Expert support, course forum, online chat and email.

### LEARNING OUTCOMES

- Explain why an organisation has ECO training and why we prepare for emergencies.
- Identify types of emergencies in the workplace.
- Identify members of an Emergency Control Organisation.
- Explain a standard fire drill procedure.
- Explain the correct procedure to operate a Fire Extinguisher.



### ASSESSMENT

End of course knowledge assessment, 80% pass rate required.

### OUTCOMES

- Digital Certificate of Completion.
- Digital Badge - verifiable online.

### COURSE FEES

\$199 per person + gst  
Terms and conditions apply, see AMLA website for more information.



# How to access

In order to access the ECO training follow the following steps:

1

## CONFIRM NOMINATION

Contact **info@amlearningacademy.com** who will confirm nominations with StrataMatters. Alternatively, you can contact StrataMatters directly.

2

## REGISTER

Create a free account with AMLA. Use this QR code, or visit **www.amlearningacademy.com**. Your Learning portal link will be emailed to you for future use, or simply use the QR code below.

3

## ENROLMENT

You can enrol within the learning portal with a credit card, or if your course is being purchased via Purchase order or another method, please contact **info@amlearningacademy.com** to enquire. Enrolment and course access will be processed upon payment of course fees.



# Practical training and drills

## Drill Familiarisation

At the end of the online ECO training, the Work Management Solutions chief fire warden or a specialist emergency response or training/assessor role within the organisation will facilitate a practical drill familiarisation to prepare you to participate in the next emergency drill or emergency evacuation. The date of this familiarisation will be determined by WMS (Level 2, The Atrium), based on the course completion advice from AMLA, to ensure all ECO members are ready for familiarisation.

## Achievement

On completion of the online training, and the familiarisation, each ECO member should now be equipped to respond in the instance of a real emergency, and therefore ensure they participate in annual drills to maintain preparedness.

## Drills

- The annual drill facilitated by WMS will focus on evacuation from a building fire threat.
- All ECO members are expected to be present and actively involved in their role, for the drill, which is inclusive of attending the drill JSA review prior to the evacuation exercise and the drill debrief following the evacuation exercise.
- The date of the annual drill will be determined by the Atrium ECO when established, lead by WMS.

## Communication

A distribution group will be created by WMS for all trained ECO members to support communications related to ECO matters.

## Cost

There is no additional cost for the familiarisation, or annual drill.

**WE BELIEVE ASSET  
MANAGEMENT EXCEEDS  
PHYSICAL ASSETS, SYSTEMS  
AND PROCESS. AT THE HEART  
OF OUR ACADEMY, PEOPLE  
ARE THE MOST IMPORTANT  
ASSET.**

# About AMLA

You might be wondering, who is AMLA? The Asset Management Learning Academy, known as AMLA is an innovative and progressive learning academy that offers flexible and unique learning solutions for businesses and individuals across the following areas.



Online and Virtual Learning Courses



Face to Face Courses



Development Programs



Learning Management System



Training Design and Development



Promotional Documents and Materials

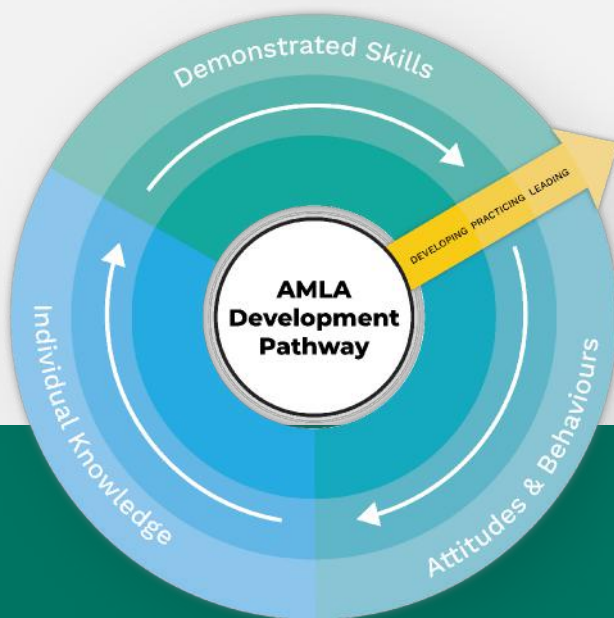


**Learner experience  
focused design &  
development**

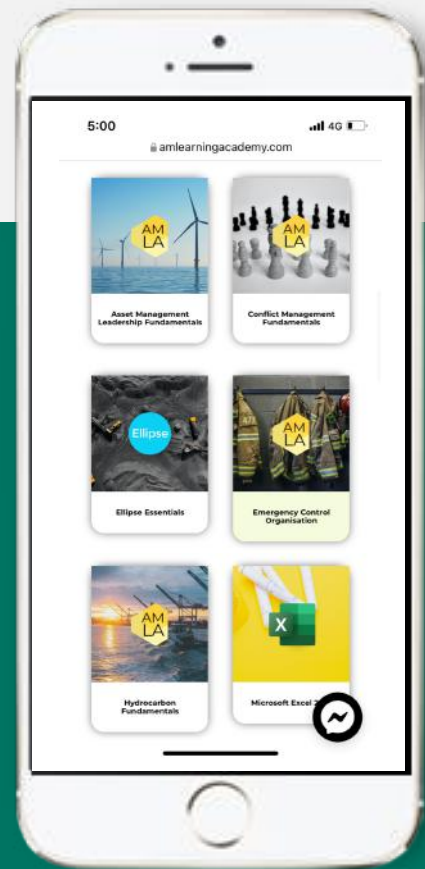
# SIX Domains

Every professional requires skills across many domains, no matter the industry they practice in. Skills such as soft skills, leadership and supervision are amongst the biggest skill gaps in the asset management workforce today. This is why we offer development across 6 key areas.

Our solutions are available as self-paced online or classroom courses and can be used in alignment with the AMLA Skills Framework and AMLA Development Pathways Tool.



© 2021 Asset Management Learning Academy Pty Ltd



- Asset Management
- Systems
- Human Skills
- Technical Skills
- Project Management
- Leadership & Supervision





To find out more, visit us online  
[www.amlearningacademy.com](http://www.amlearningacademy.com)

